

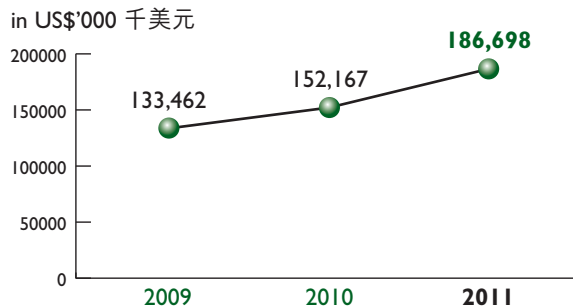
# Financial Highlights

## 財務摘要

|   |                           | Unaudited<br>未經審核<br>Six months ended<br>30 June 2011<br>截至二零一一年<br>六月三十日止<br>六個月<br>US\$'000<br>千美元 | Unaudited<br>未經審核<br>Six months ended<br>30 June 2010<br>截至二零一零年<br>六月三十日止<br>六個月<br>US\$'000<br>千美元 | Difference<br>差異 |
|---|---------------------------|--|--|------------------|
| Revenue   | 收益                        | 186,698  | 152,167  | 22.7%            |
| Profit/(loss) before income tax                                 | 除所得稅前溢利/<br>(虧損)          | 2,703  | (5,085)  | N/A 不適用          |
| Profit/(loss) attributable to owners                            | 擁有人應佔溢利/<br>(虧損)          | 1,612  | (6,707)  | N/A 不適用          |
| Basic earnings/(losses) per share<br>(US cents)                 | 每股基本盈利/(虧損)<br>(美仙)       | 0.11   | (0.44)   | N/A 不適用          |
| Diluted earnings/(losses) per share<br>(US cents)               | 每股攤薄盈利/(虧損)<br>(美仙)       | 0.11   | (0.44)   | N/A 不適用          |
| Interim dividend declared per share<br>(US cents)<br>(HK cents) | 已宣派每股中期股息<br>(美仙)<br>(港仙) | N/A 不適用<br>N/A 不適用   | N/A 不適用<br>N/A 不適用   |                  |

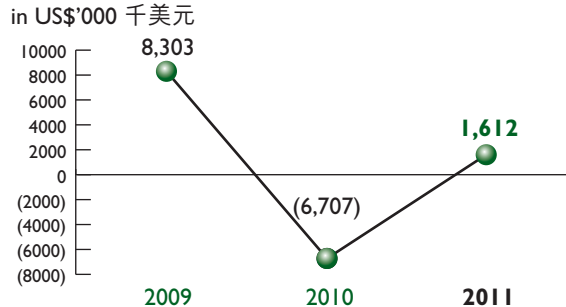
### Revenue 收益

6 months ended 30 June 2011  
截至二零一一年六月三十日止六個月



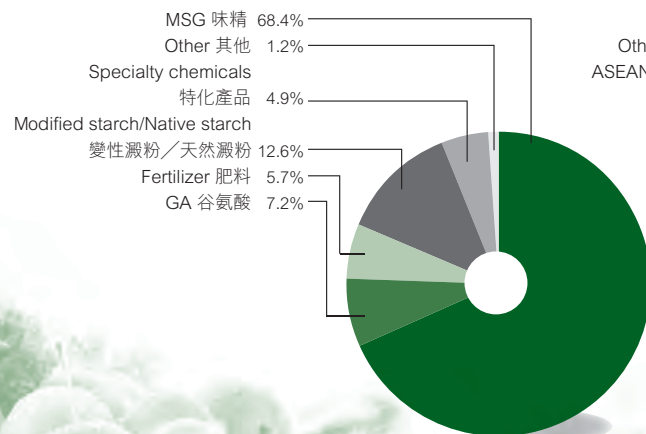
### Net Results 純利

6 months ended 30 June 2011  
截至二零一一年六月三十日止六個月



### Turnover by Products 按產品分類之營業額

6 months ended 30 June 2011  
截至二零一一年六月三十日止六個月



### Turnover by Geographic Location 按地區分類之營業額

6 months ended 30 June 2011  
截至二零一一年六月三十日止六個月

